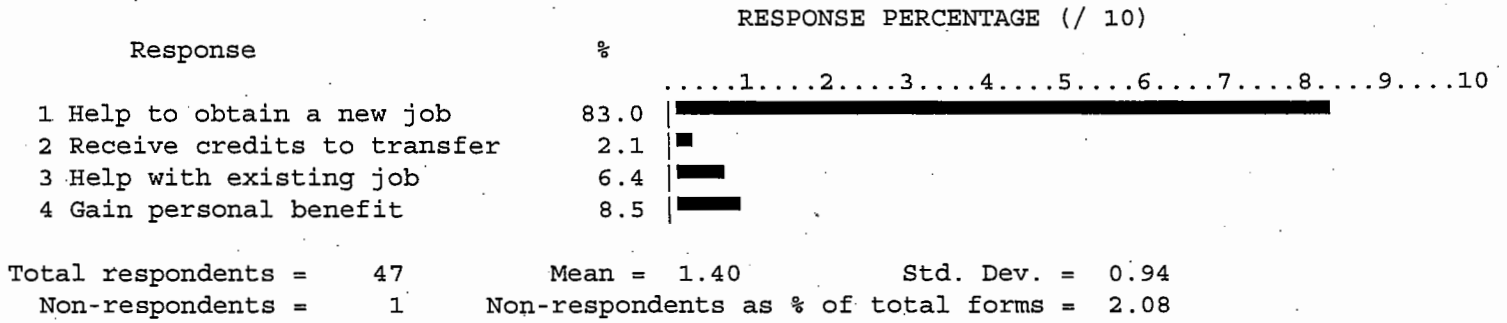
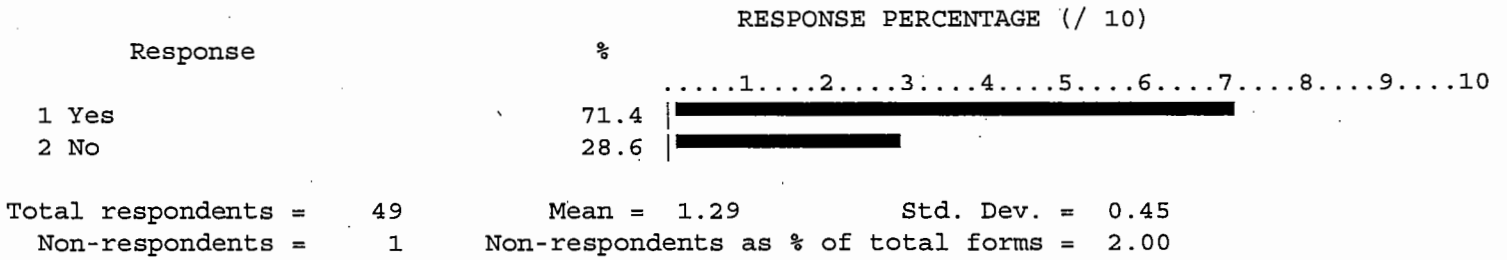


OCtech

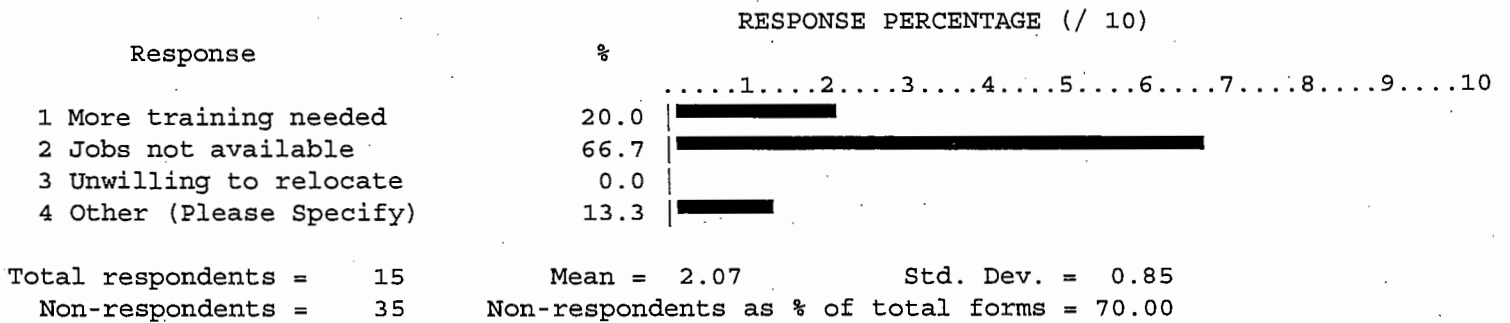
QUESTION 1: What was the main reason you attended OCtech?



QUESTION 2: Did you accomplish this goal?

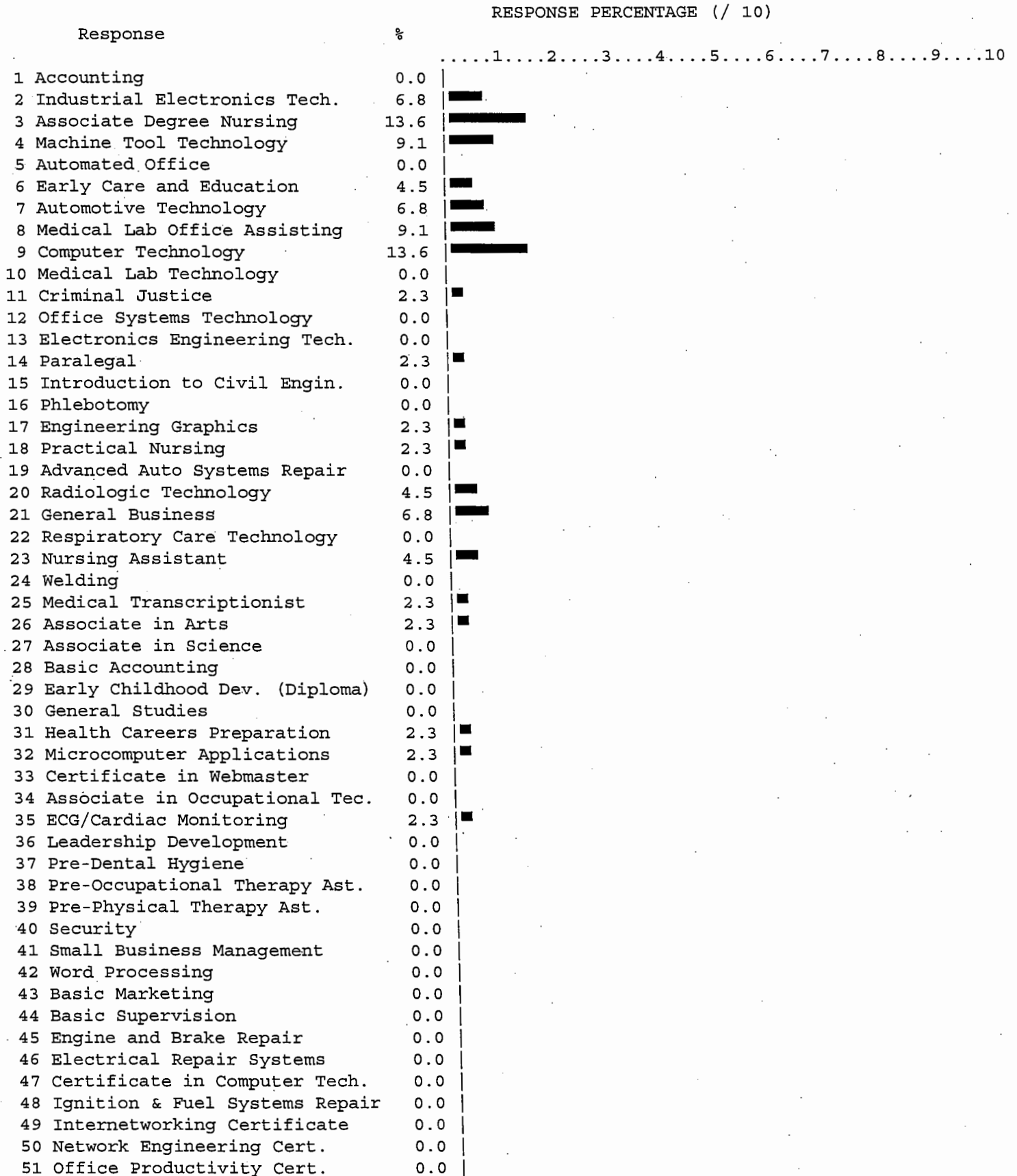


QUESTION 3: If no, why do you feel you didn't accomplish your goal?



OCTech

QUESTION 4: What curriculum did you complete at OCTech?




52 Suspension & Transmission Rep.	0.0	
53 General Radiologic Technology	0.0	
54 Early Childhood De. (Cert.)	0.0	
55 Computer Aided Design I	0.0	
56 Computer Aided Design II	0.0	

Total respondents = 44 Mean = 11.75 Std. Dev. = 9.09
Non-respondents = 0 Non-respondents as % of total forms = 0.00

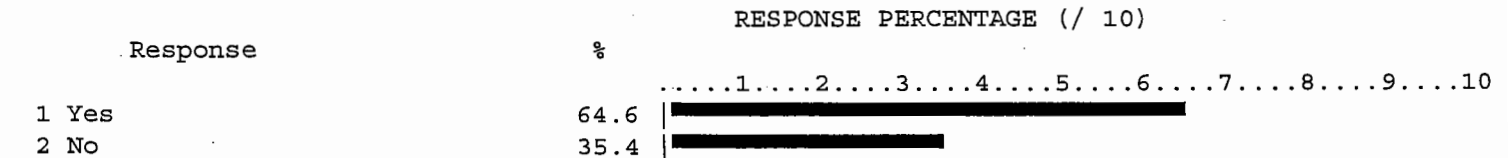
OCtech

QUESTION 5: What is your current employment status?




Total respondents = 55 Mean = 2.25 Std. Dev. = 2.82
 Non-respondents = 455 Non-respondents as % of total forms = 89.22

QUESTION 6: Are you currently working in a job which uses skills you learned in your classes at OCtech?



Total respondents = 48 Mean = 1.35 Std. Dev. = 0.48
 Non-respondents = 3 Non-respondents as % of total forms = 5.88


QUESTION 7: If no, why are you not working in a job related to your curriculum?



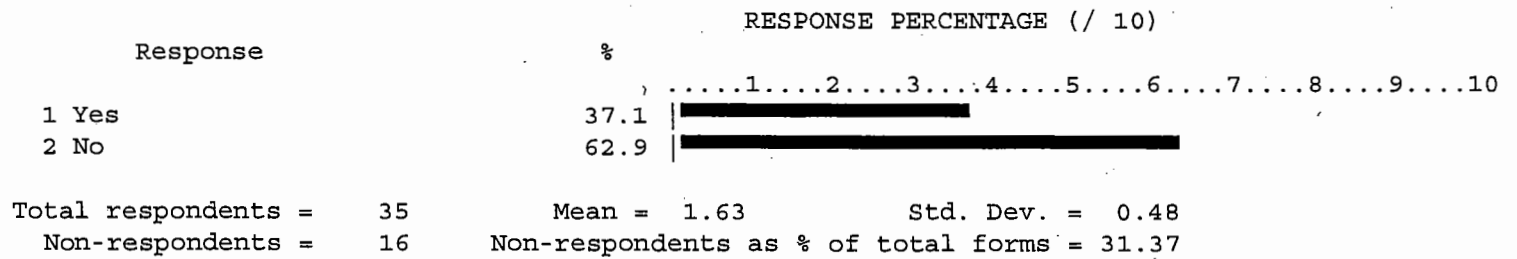
Total respondents = 14 Mean = 3.50 Std. Dev. = 2.47
 Non-respondents = 34 Non-respondents as % of total forms = 70.83

OCtech

QUESTION 8: How did you find out about this job?

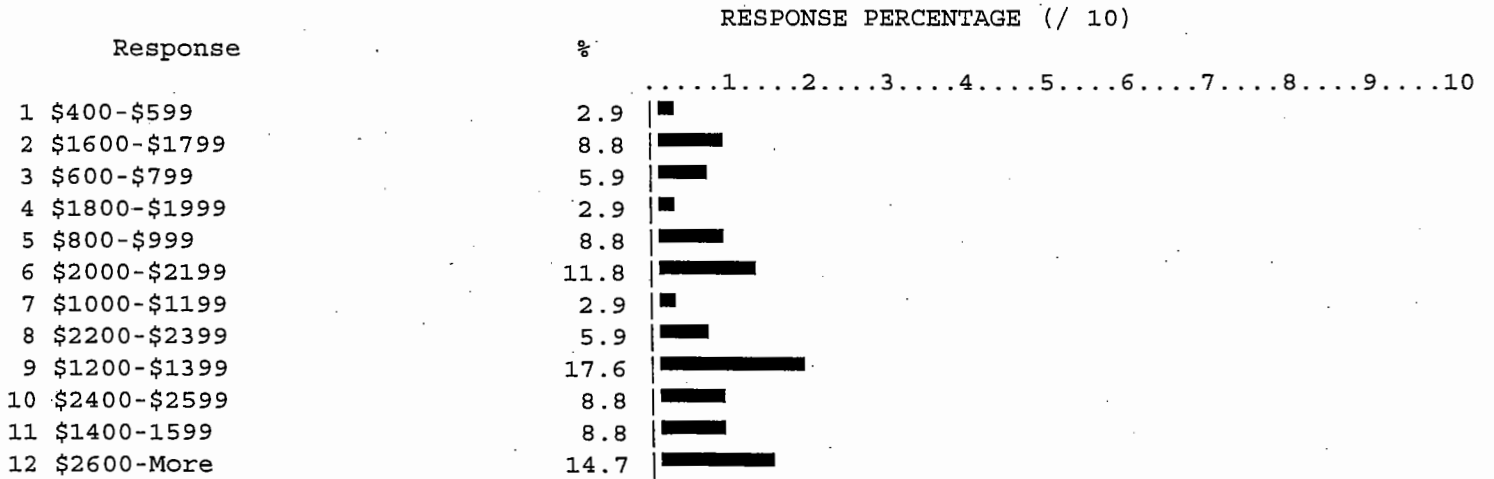


QUESTION 9: Did you register for services with the Job Placement Office at OCtech (resume assistance, job postings, job referrals, etc.)?




OCtech

QUESTION 10: How much do you earn from this job each MONTH before taxes?




Total respondents = 34 Mean = 7.53 Std. Dev. = 3.36
 Non-respondents = 17 Non-respondents as % of total forms = 33.33

QUESTION 11: How satisfied are you with your job?



Total respondents = 36 Mean = 2.11 Std. Dev. = 0.99
 Non-respondents = 15 Non-respondents as % of total forms = 29.41

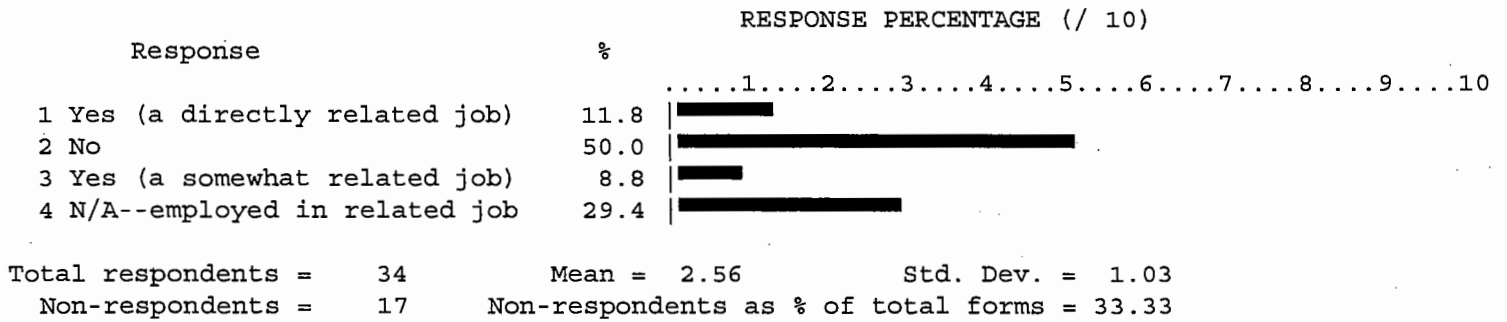
QUESTION 12: Do you feel that the classes or training you completed at OCtech adequately prepared you to meet your employment objectives?



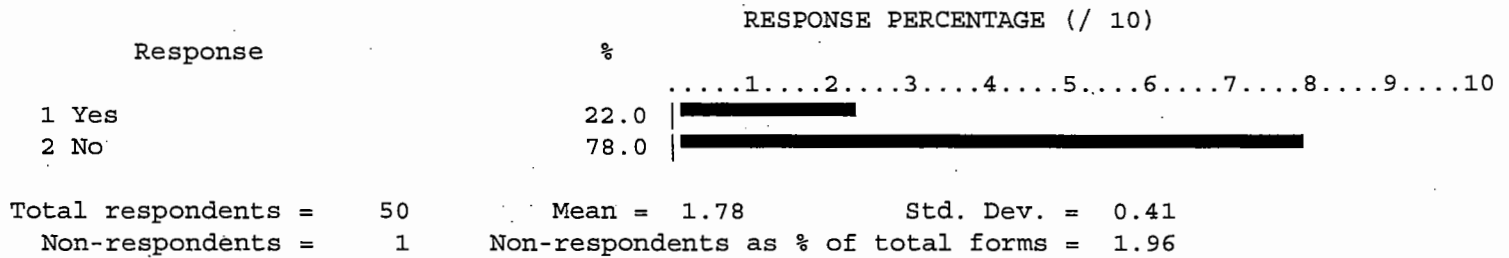
Total respondents = 51 Mean = 1.06 Std. Dev. = 0.24
 Non-respondents = 0 Non-respondents as % of total forms = 0.00

OCtech

QUESTION 13: If you are not presently employed or if your current job is not related to the curriculum you completed at OCtech, have you had a curriculum related job at any time since you left the college?



QUESTION 14: Are you currently attending college?



QUESTION 15: As a graduate of OCtech, are you interested in joining an Alumni Association?

