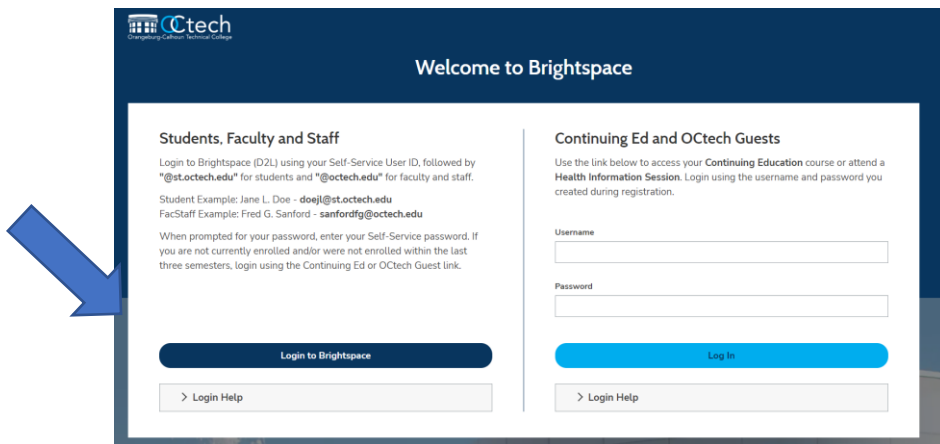


Directions for Starting Online New Student Orientation

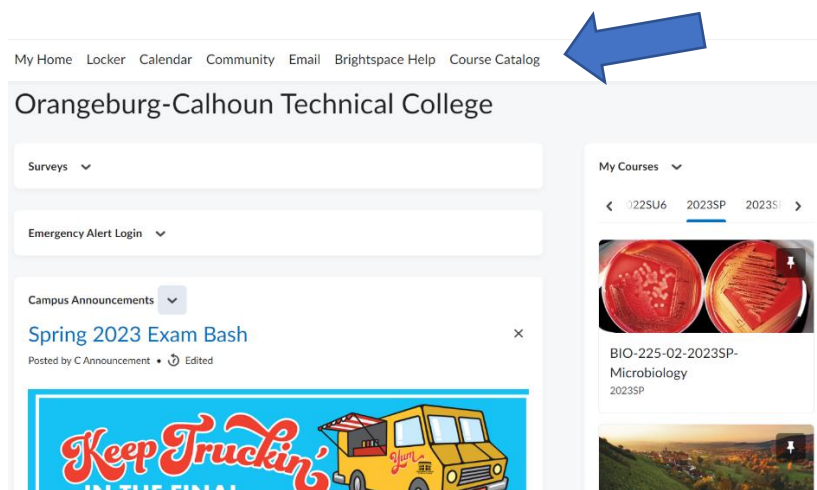
Online New Student Orientation is required for any student that does not attend the Fall or Spring in-person New Student Orientation. In this orientation, you will learn more about OCtech, academic policies, campus resources, and student support available to you as you start your college journey.

Please follow these directions to start the Online New Student Orientation.

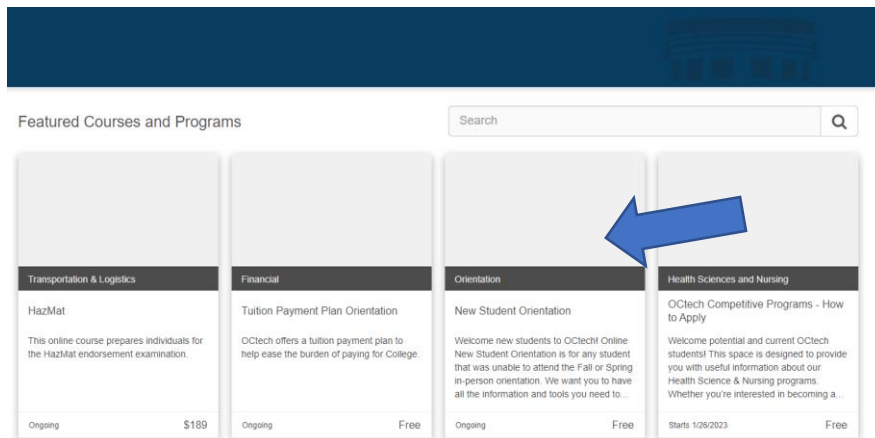
1. Log in to your college Brightspace D2L account. You will log in on the student side using your college username and the password you created in Self-Service.
 - D2L Login: [Orangeburg-Calhoun Technical College - D2L Login Page \(brightspace.com\)](#)
 - If you have not logged in to Self-Service and D2L Brightspace, please visit the following page to complete the steps for logging in to your accounts for the first time. <https://www.octech.edu/student-resources/connect-to-my-accounts/>



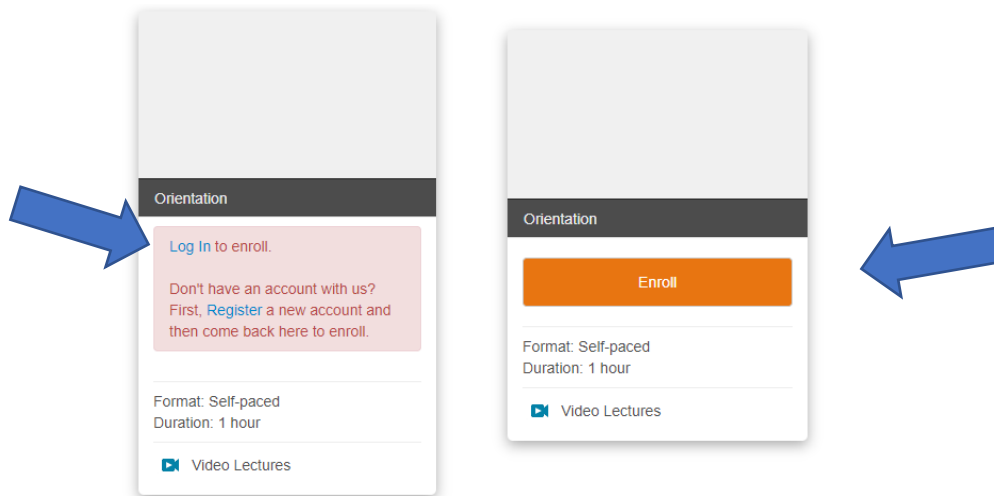
2. On the Home page of Brightspace D2L, click on Course Catalog.



3. Click on New Student Orientation.



4. Click Log In and then click Enroll (Do not choose Register).



5. Once you complete the steps above the Online New Student Orientation will be listed in your D2L Brightspace as a course where you can click on the course at any time to complete orientation.

If you have any questions or need assistance with Online Orientation, please email success@octech.edu or stop by the Student Success Center in the Library on the second floor of building B.